





662771 Sizzix® Thinlits™ Die Set - Box, Moroccan Lace by Katelyn Lizardi




1. Die-cut out of desired material. Apply adhesive as shown.



2. Adhere the two panels together along one of the side tabs.



3. Adhere the remaining side tab to the corresponding side. Adhere the bottom flap to the two bottom tabs of the sides. Adhere the remaining bottom flap to the bottom.



4. Close the box by interlocking the tabs on the short, solid sides and using ribbon or string to tie the lacy flaps together.