






661927 Sizzix® Bigz™ Pro Die - Box, Star by Lynda Kanase




1. Die-cut out of desired material.




2. Fold all creases in the same direction. Apply adhesive to the three tabs, and fold the two sides together. If desired, adhere the pentagon and triangle shapes to the box while it is flat.



3. Fold inward the vertical crease between each of the arms of the star.



4. The box is ready to fill.



5. Close the flaps, and push the vertical crease inward to seal the box.