




# 661205 Sizzix® Bigz™ XL Die - Village Brownstone by Tim Holtz®




1. Die-cut from desired material. The \*Bell Tower Base (shown in green) is designed to work with 660987 - Village Bell Tower and is not used to construct the basic building.



2. Adhere two front and side pieces together as shown.




3. Adhere the remaining flap to the opposing edge to form the building. Adhere the roof to the flaps on the sides as well as the front and back.



4. Build and adhere the chimney as shown.



5. Adhere the window and door casings.



6. The Village Bell Tower - 660987 (sold separately) may be added by using the \*Bell Tower Base which is included in the Brownstone die.