





660781 Sizzix® Bigz™ Die - Bag, Favor by Lori Whitlock




1. Die-cut from desired material and apply adhesive to long tabs as shown.




2. Adhere the two pieces together. Fold all score lines.



3. Adhere remaining sides together.



4. Apply adhesive to the outside edge of one of the long bottom flaps. Fold short side flaps inward. Fold in long flap without adhesive. Adhere final flap in place.



5. Embellish as desired.