




657163 Sizzix® Bigz™ Pro Die - Table Tent




1. Die-cut from chosen material and fold as shown. Everything should be folded toward the center, including the pointed end flaps.



2. With the pointed flaps folded, insert the rounded tab into the bottom slot.



3. Open the pointed flaps to lock the rounded tab into position.



4. Embellish as desired.